

For parents &
Educators

BEE TRUE TO YOU

THE HIVE GUIDE
2020 Edition



THE HIVE GUIDE

BEE TRUE TO YOU



TOBI & BTTY'S HIVE GUIDE

BY ASHLEY TOBIAS

TOBI & BTTY here!

This following packet is filled with fun and educational ways to continue on with our mission of teaching respect, kindness and discovering identities through the POWER of music. Check out our lessons, discover your OWN voice, and report back to us via email when you see someone "taking the sting out of bullying" in your school! OR, simply someone being their truest selves! Keep rocking out and we'll see you again at a LIVE or VIRTUALLY LIVE CONCERT near you!

BEE TRUE TO YOU

TABLE OF CONTENTS

Activities • P. 3 - 27

Reading • P. 27 - 33

Follow Up Questions • P. 34 - 36

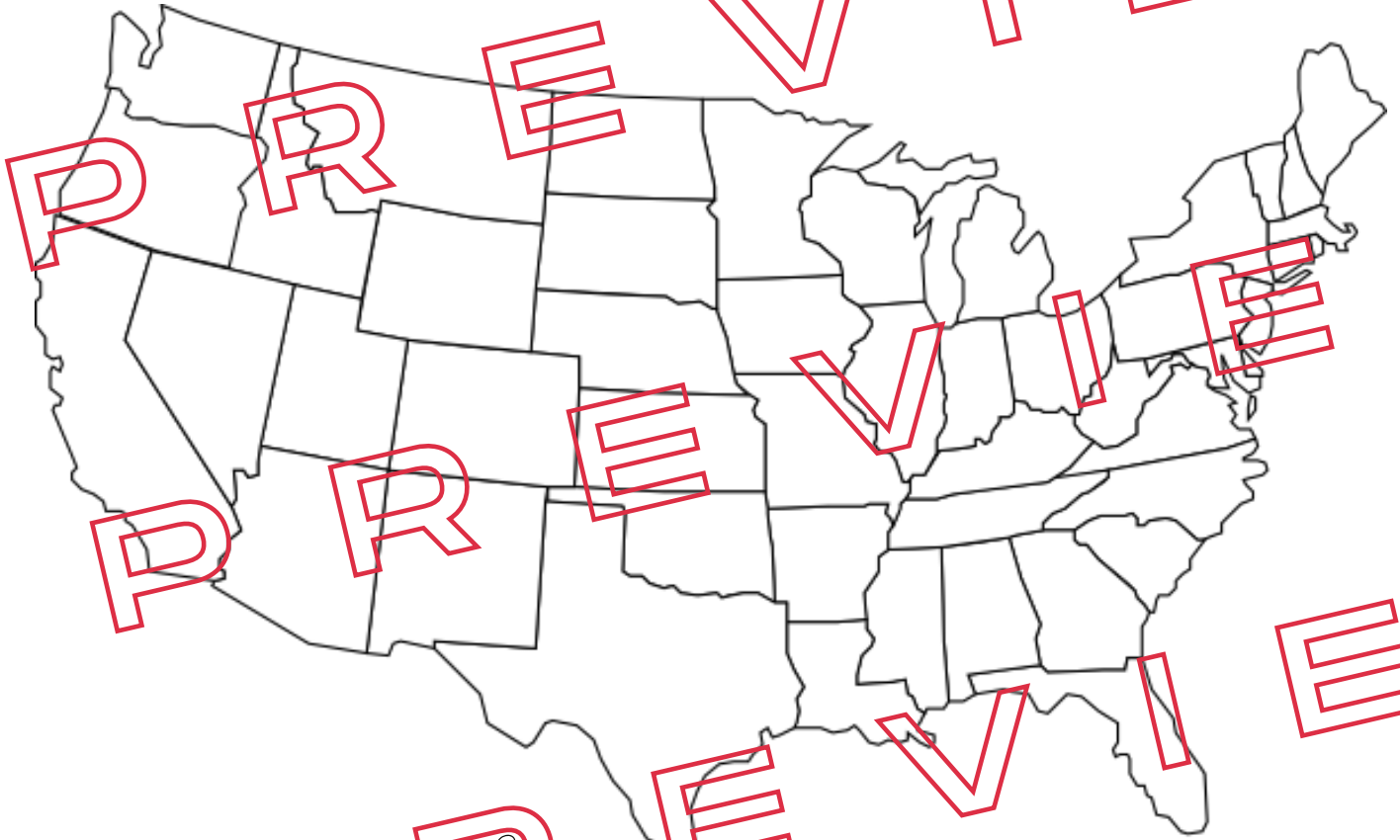
Message from the Founder • P. 37

Social Media Websites • P. 39

TOBI & BTTY CONNECT WITH COMMUNITIES ALL ACROSS THE COUNTRY SPREADING THE BUZZ. CAN YOU MAKE A ST. R IN THE STATE YOU LIVE IN?

by Ashley Tobias

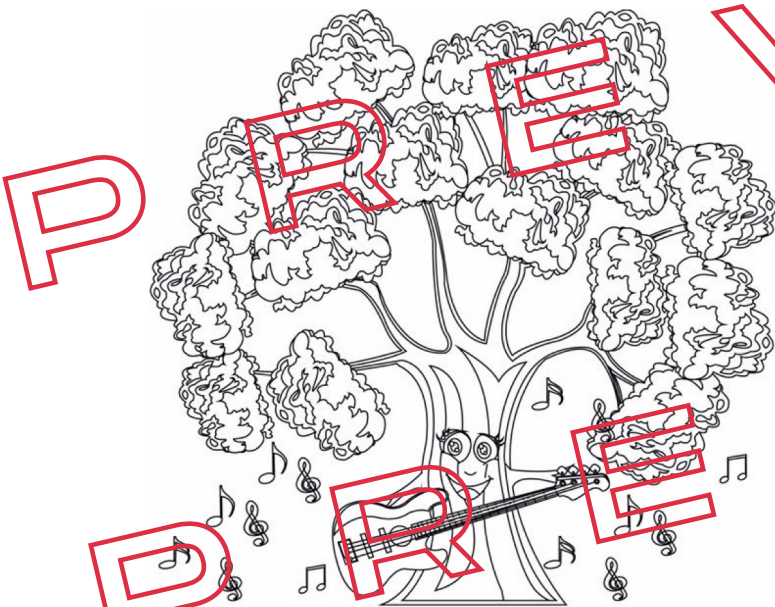
USE THE MAP BELOW



- Can you draw a  in Georgia?
- Draw an  in New York?
- Draw  in California!
- Put a  around Washington State!
- How many states have you traveled to?
- Can you mark an  in those states?

ACTIVITIES

TREE TIME



WHAT YOU WILL NEED

Please see below for a list of all arts, crafts and items required for this project:

- ▶ Bully Tree
- ▶ Autograph Tree
- ▶ Crayons | Colored Pencils
- ▶ Paper
- ▶ Scissors [optional]

INSTRUCTIONS


by Ashley Tobias

- ✓ Create your own Bully Tree. Color in the Bully Tree that is given to you.
- ✓ Once it's colored in, as a class, collectively come up with words or phrases that go in the Bully Tree: IE, Name Calling, Pushing, cyberbullying... etc.
- ✓ Create your own Autograph Tree. Color in the Autograph Tree that is given to you.
- ✓ Once it's colored in, as a class, collectively come up with words or phrases that belong in the Autograph Tree. IE: Sharing, teamwork, acceptance... etc.


TEACHER'S CORNER

The purpose of this project is to help children easily identify negative behavior, words and phrases along with positive ones. This will give your students an idea of the appropriate way to act towards others by practicing kindness and respect...


See the trees on the following page!



AUTOGRAPH TREE



BULLY TREE



ACTIVITIES

BRAVERY CROWN



WHAT YOU WILL NEED

Please see below for a list of all arts, crafts and items required for this project:

- Yellow or gold construction paper
- Print out bravery crown
- Gems | Feathers
- Glue | Tape
- Staples
- Crayons | Colored Pencils

INSTRUCTIONS

by Ashley Tobias

- ✓ Print out Bravery Crown
- ✓ Cut out crowns and bands, and staple crowns together to make one long enough to fit each child's head.
- ✓ Where you stapled the crowns together, place a piece of tape over so not to catch in the child's hair.
- ✓ Dab little amounts of glue to the circular parts of the crown and add your gems!
- ✓ Have your students color their bravery crowns however they'd like!

TEACHER'S CORNER

This activity will give your children an extra boost of confidence! Everyone will complete the project as a group, however each bravery crown will be special and unique to THAT particular student... Please see your bravery crown template below.



YOUR PLEDGE CARD



Use the below pledge as a morning announcement for your entire school, or a special mantra in individual classrooms. Fill out the pledge card below, keep it safe, and remember the importance behind the card and it's meaning.,

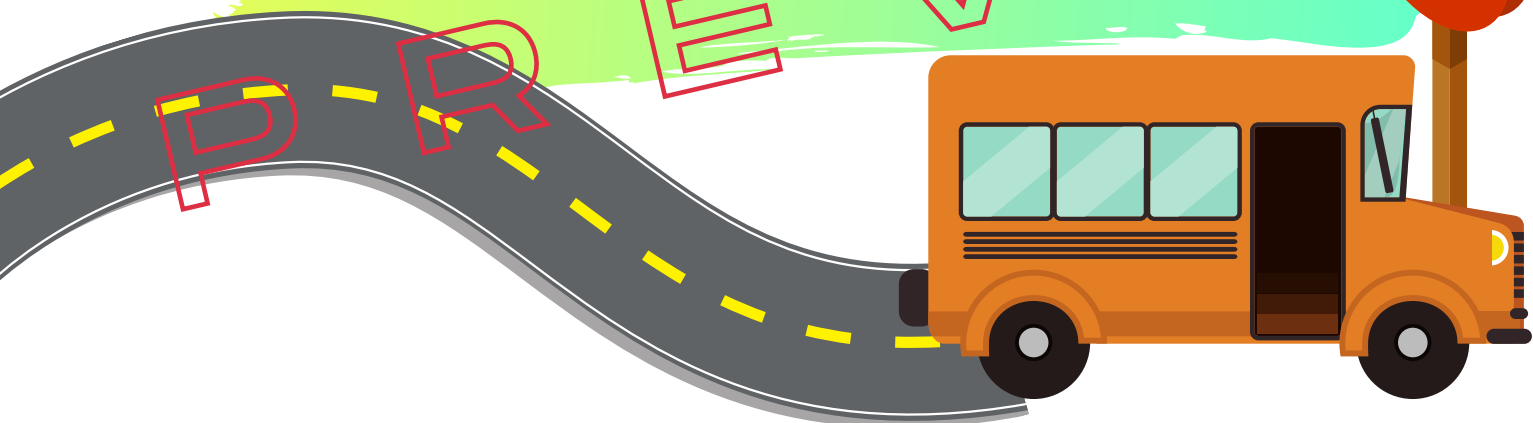
YOUR NAME

I PLEDGE TO FOLLOW BTTY THE BEE

AND PROMISE TO STAY TRUE-

WE WILL TAKE THE STING OUT OF BULLYING,

TOGETHER ME AND YOU.



SOCIAL MEDIA



Follow us on our sites and handles, below!



@BTTYTHEBEE
@THATGIRLTOBI



@BEETRUE TOYOU



BEETRUE TOYOU.ORG



@BEETRUE TOYOU



ASHLEY@
BEETRUE TOYOU.ORG